

# 2008 Prevention Needs Assessment Survey Profile Report

---

Report for  
Babylon Junior Senior  
High School



**Bach Harrison, L.L.C.**

Survey Research & Evaluation Services



## 2008 Prevention Needs Assessment Survey Profile Report

---

- Conducted during 2008 in grades 7,10, and 12
  
- Results are presented along with comparisons to National data sources such as the Monitoring the Future Survey and the Bach Harrison 8 – State database.
  
- Survey was designed to assess
  - Substance abuse
  - Anti – social behavior
  - The risk and protective factors that predict these adolescent problem behaviors

# Characteristics of Participants

| Table 1. Characteristics of Participants |                                   |         |
|--|-----------------------------------|---------|
| Student Totals                           |                                   |         |
| Total Students                           | Babylon Junior Senior High School |         |
|  | 2008                              |         |
|  | Number                            | Percent |
|  | 749                               | 100     |
| Grade                                    |                                   |         |
| 7  | 276                               | 36.8    |
| 10                                       | 245                               | 32.7    |
| 12                                       | 228                               | 30.4    |
| Gender                                   |                                   |         |
| Male                                     | 363                               | 48.9    |
| Female                                   | 379                               | 51.1    |
| Ethnicity                                |                                   |         |
| Native American                          | 11                                | 1.5     |
| Asian                                    | 20                                | 2.7     |
| African American                         | 19                                | 2.6     |
| Pacific Islander                         | 4                                 | 0.5     |
| Hispanic                                 | 92                                | 12.4    |
| White                                    | 545                               | 73.7    |
| Multi-racial or Other                    | 48                                | 6.5     |



## Risk and Protective Factors Model

---

- ❑ Adopted by many states and local agencies to guide prevention efforts.
- ❑ There is a link between risk and protective factors and youth problem behavior. Youth high in risk or low in protection are more likely to engage in problem behaviors.
- ❑ Risk and protective factors are intermediate outcomes (indicators) of future youth problem behavior.
- ❑ Using the PNA survey the community will be able to identify specific areas of high risk and low protection.



## Risk and Protective Factors Model

---

The public health campaign to prevent heart disease is an example of the risk and protective factor model.

- Risks Include:
  - Smoking, high fat diet, high cholesterol, genetic background ...
  
- Protection Includes:
  - Exercise, diet high in fruits and vegetables ...



## Risk Factors vs. Protective Factors

---


- ❑ Characteristics of school, community, family, students, and peer groups that are known to predict increased likelihood of drug use, delinquency, school dropout, teen pregnancy and violent behavior among youth.
- ❑ Social Development Research Group investigates relationship between risk and protective factors and youth problem behavior.
- ❑ Ex.: Children who live in families with high levels of conflict are more likely to become involved in problem behaviors such as delinquency and drug use than children who live in families with low levels of family conflict.




## Risk Factors vs. Protective Factors

---


- Protective factors exert a positive influence or buffer against the negative influence of risk, thus reducing the likelihood that adolescents will engage in problem behaviors.
- Protective factors include
  - Social bonding to family, school community and peers
  - Healthy beliefs and clear standards for behavior
- For bonding to serve as a protective influence, it must occur through involvement with peers and adults who communicate healthy values and set clear standards for behavior.
- In order to promote positive youth development and prevent problem behaviors, it is necessary to address those factors that predict the problem.




| Risk Factors   | Problem Behaviors |             |                |                 |          |
|--|-------------------|-------------|----------------|-----------------|----------|
|  | Substance Abuse   | Delinquency | Teen Pregnancy | School Drop-Out | Violence |
| <b>Community</b>   |                   |             |                |                 |          |
| Availability of Drugs and Firearms                                     | ✓                 | ✓           |                |                 | ✓        |
| Community Laws and Norms Favorable Toward Drug Use, Firearms and Crime | ✓                 | ✓           |                |                 | ✓        |
| Transitions and Mobility   | ✓                 | ✓           |                | ✓               |          |
| Low Neighborhood Attachment  | ✓                 | ✓           |                |                 | ✓        |
| Community Disorganization  | ✓                 | ✓           |                |                 | ✓        |
| Extreme Economic and Social Deprivation                                | ✓                 | ✓           | ✓              | ✓               | ✓        |



| <b>Risk Factors</b>   | <b>Problem Behaviors</b> |                    |                       |                        |                 |
|---|--------------------------|--------------------|-----------------------|------------------------|-----------------|
|   | <b>Substance Abuse</b>   | <b>Delinquency</b> | <b>Teen Pregnancy</b> | <b>School Drop-Out</b> | <b>Violence</b> |
| <b>Family</b>   |                          |                    |                       |                        |                 |
| <b>Family History of the Problem Behavior</b>                             | ✓                        | ✓                  | ✓                     | ✓                      | ✓               |
| <b>Family Management Problems</b>   | ✓                        | ✓                  | ✓                     | ✓                      | ✓               |
| <b>Family Conflict</b>  | ✓                        | ✓                  | ✓                     | ✓                      | ✓               |
| <b>Favorable Parent Attitudes and Involvement in the Problem Behavior</b> | ✓                        | ✓                  |                       |                        | ✓               |



| Risk Factors  | Problem Behaviors |             |                |                 |          |
|---|-------------------|-------------|----------------|-----------------|----------|
|   | Substance Abuse   | Delinquency | Teen Pregnancy | School Drop-Out | Violence |
| <b>Peer / Individual</b>  |                   |             |                |                 |          |
| Early Initiation of Drug Use and Other Problem Behavior         | ✓                 | ✓           | ✓              | ✓               | ✓        |
| Early and Persistent Antisocial Behavior                        | ✓                 | ✓           | ✓              | ✓               | ✓        |
| Alienation and Rebelliousness                                   | ✓                 | ✓           |                | ✓               |          |
| Friends Who Use Drugs and Engage in a Problem Behavior          | ✓                 | ✓           | ✓              | ✓               | ✓        |
| Favorable Attitudes Toward Drug Use and Other Problem Behaviors | ✓                 | ✓           | ✓              | ✓               |          |
| Gang Involvement  | ✓                 | ✓           |                | ✓               | ✓        |
| Constitutional Factors  | ✓                 | ✓           |                | ✓               |          |



| <b>Risk Factors</b>          | <b>Problem Behaviors</b> |                    |                       |                        |                 |
|------------------------------|--------------------------|--------------------|-----------------------|------------------------|-----------------|
|                              | <b>Substance Abuse</b>   | <b>Delinquency</b> | <b>Teen Pregnancy</b> | <b>School Drop-Out</b> | <b>Violence</b> |
| <b>School</b>                |                          |                    |                       |                        |                 |
| Academic Failure             | ✓                        | ✓                  | ✓                     | ✓                      | ✓               |
| Lack of Commitment to School | ✓                        | ✓                  | ✓                     | ✓                      | ✓               |